



### District Report Card: 2017


<b>State:</b> Rajasthan	<b>District:</b> Udaipur
<b>Class:</b> 8	<b>Subject:</b> Science
<b>Schools:</b> 51	<b>Students:</b> 1319


### Participation/Coverage


#### Students

<div>GENDER</div> <div></div>	Boys		Girls	
	Number	%	Number	%
	541	41.02	778	58.98

<div>AREA</div> <div></div>	Rural		Urban	
	Number	%	Number	%
	1254	95.07	65	4.93

<div>CATEGORY</div> <div></div>	SC		ST		OBC		GEN	
	Number	%	Number	%	Number	%	Number	%
	73	5.53	857	64.97	255	19.33	134	10.16

<div>CWSN</div> <div></div>	LD	VI	HI	S&LD	ID	Oth
	3	2	1	4	4	30

<div>Management</div> <div></div>	Government		Government-aided	
	Number	%	Number	%
	1319	100.00	0	0.00

### Average Performance of Students in Science (%)

Overall	Gender		Area		Management		Social Group			
	Male	Female	Rural	Urban	Govt.	Aided	SC	ST	OBC	GEN
57.30	55.19	58.77	57.07	61.85	57.30	0.00	60.37	57.67	58.72	50.60

## Performance on Learning Outcomes (LOs)

Learning Outcomes	Description	Average Performance(%)
SCI703	Classifies materials and organisms based on properties/characteristics	56.46
SCI704	Conducts simple investigation to seek answers to queries	37.35
SCI705	Relates processes and phenomenon with causes	50.30
SCI708	Measures and calculates e.g., temperature; pulse rate; speed of moving objects; time period of a simple pendulum, etc.	66.11
SCI710	Plots and interprets graphs	64.22
SCI711	Constructs models using materials from surroundings and explains their working	49.85
SCI801	Differentiates materials, organism and processes	66.58
SCI804	Relates processes and phenomenon with causes	69.57
SCI805	Explains processes and phenomenon	49.50
SCI807	Measures angles of incidence and reflection, etc.	55.27
SCI811	Applies learning of scientific concepts in day-to-day life	60.14
SCI813	Makes efforts to protect environment	72.63

Range of Performance of Students who Answered Correctly							
Below 30%		30% - 50%		50% - 75%		Above 75%	
Number	%	Number	%	Number	%	Number	%
219	16.60	269	20.39	527	39.95	304	23.05

## Lowest Performing Learning Outcomes (LOs)

- 1 - Conducts simple investigation to seek answers to queries (37.35)
- 2 - Explains processes and phenomenon (49.50)
- 3 - Constructs models using materials from surroundings and explains their working (49.85)
- 4 - Relates processes and phenomenon with causes (50.30)
- 5 - Measures angles of incidence and reflection, etc. (55.27)